

Scaled data based on original data using
LM-79-08 Approved Method: Electrical and Photometric Measurements of Solid-
State Lighting Products

Test Report Prepared for
Cooper Lighting Solutions
(formerly Eaton)

Brand: McGRAW-EDISON

Report Number: P270186

Luminaire Tested: **GWC-AF-01-LED-E1-T4W-7027-600**

Issue Date: 3/3/2020

Test Information

Test Method: LM-79-08
Report Number: P270186
TEST IS SCALED FROM IESNA LM-79-08 TEST DATA (P24147)
Test Lab: INNOVATION CENTER P2
Issue Date: 3/3/2020
Manufacturer: COOPER LIGHTING SOLUTIONS (FORMERLY EATON)
Product Line: MCGRAW-EDISON
Catalog Number: GWC-AF-01-LED-E1-T4W-7027-600
Description: GALLEON WALL LUMINAIRE
(1) 70 CRI, 2700K, 615mA LIGHTSQUARE WITH 16 LEDS EACH AND TYPE IV WIDE OPTICS
Light Source: -
Ballast/Driver: ELECTRONIC DRIVER

Summary

Lumens per Lamp: N/A
Luminaire Lumens: 3613.8 lumens
Efficiency: N/A
Efficacy: 106.3 lumens/watt
Luminous Opening: Rectangular (W 0.5' x L: 0.5' x H: 0')
IES Classification: Type IV - Short - Semi-Cutoff
BUG Rating: B1 - U0 - G1

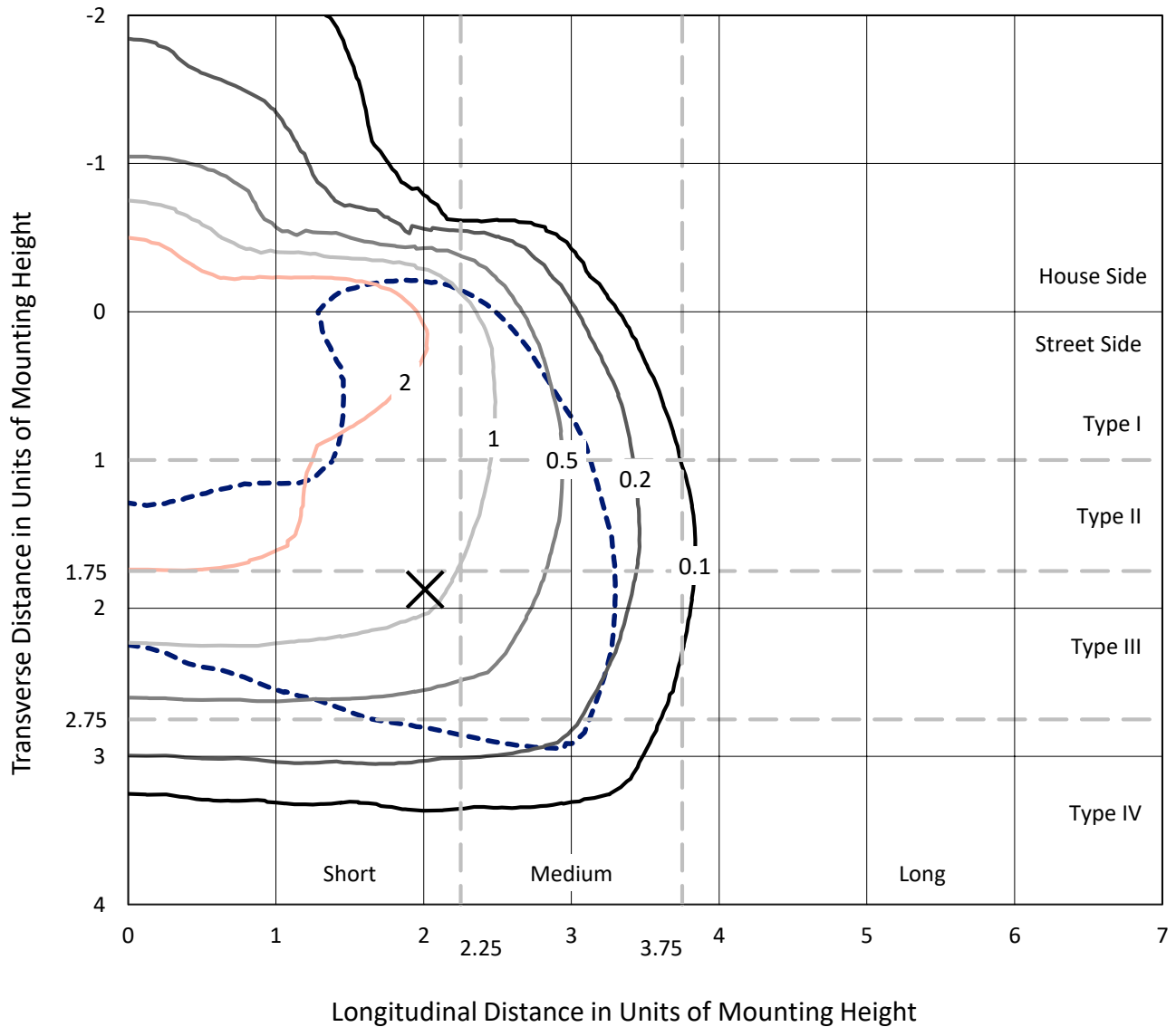
Input Watts (W): 34
Input Voltage (V): NR
Input Current (Ain): NR
Voltage Rise (V): NR
Power Factor: NR
Total Harmonic Distortion (THDi): NR
Frequency (hertz): 60
Stabilization Time: NR
Operation Time: NR
Ambient Temperature (°C): NR
Test Distance: 25 FT



REPORT NUMBER: P270186
 CATALOG NUMBER: GWC-AF-01-LED-E1-T4W-7027-600

Iso-Footcandle Lines of Horizontal Illumination

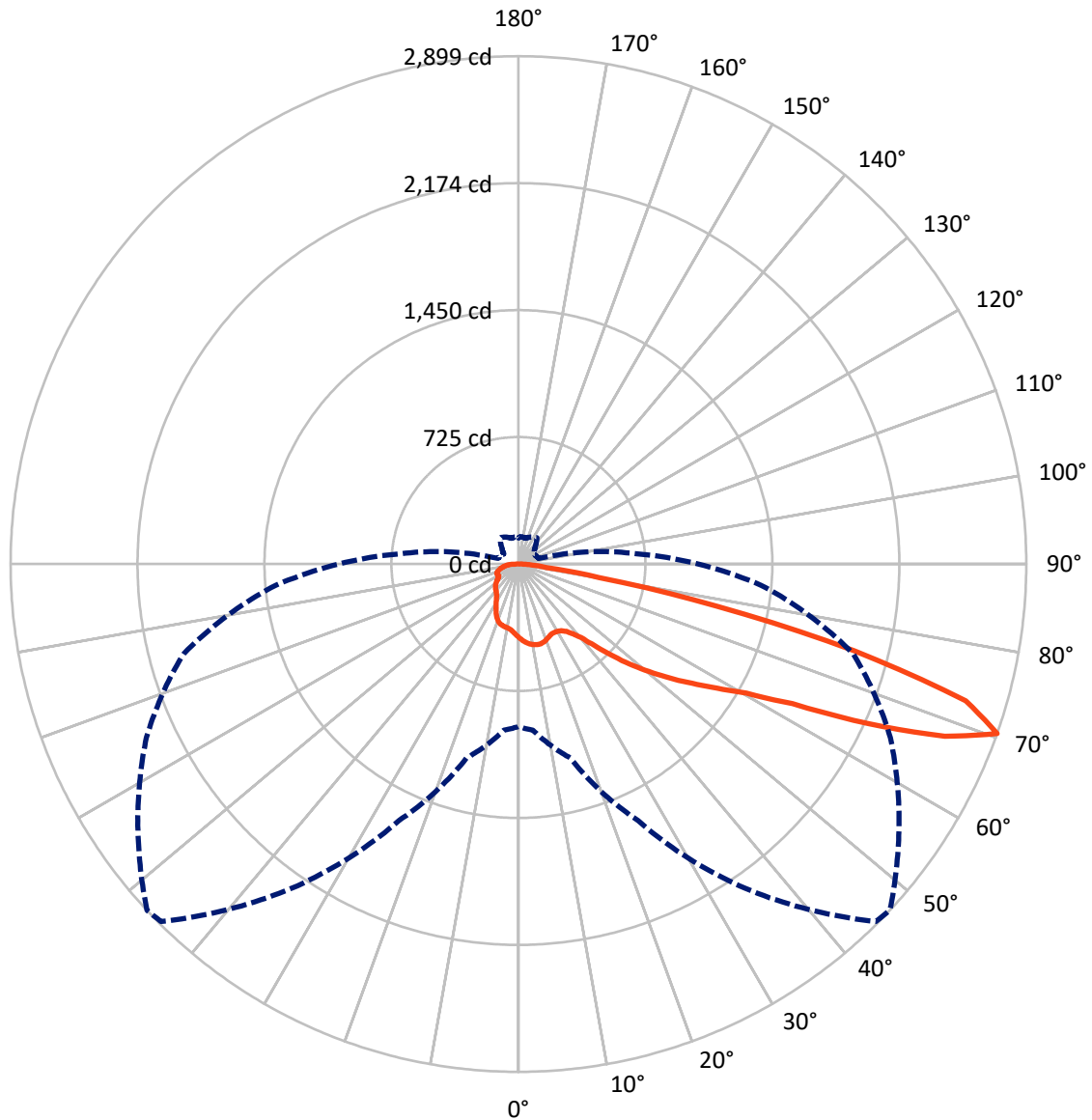
✕ Max cd
 - - - 1/2 Max cd



Based on 10 foot mounting height. Maximum calculated value = 4.8 fc
 Type IV - Short - Semi-Cutoff

REPORT NUMBER: P270186
CATALOG NUMBER: GWC-AF-01-LED-E1-T4W-7027-600

Luminous Intensity Polar Plot



— Vertical Plane Through 47-Deg Lateral - - - Horizontal Cone Through 70-Deg Vertical

REPORT NUMBER: P270186

CATALOG NUMBER: GWC-AF-01-LED-E1-T4W-7027-600

FLUX DISTRIBUTION:

		Downward	Upward	Total
House Side	Lumens	753.9	0.0	753.9
	% Fixture	20.9	0.0	20.9
Street Side	Lumens	2859.9	0.0	2859.9
	% Fixture	79.1	0.0	79.1
Total	Lumens	3613.8	0.0	3613.8
	% Fixture	100.0	0.0	100.0

ZONAL LUMENS:

Zone	Lumens	% Fixture
0°-10°	40.2	1.1
10°-20°	117.9	3.3
20°-30°	174.1	4.8
30°-40°	253.0	7.0
40°-50°	455.3	12.6
50°-60°	788.8	21.8
60°-70°	1125.8	31.2
70°-80°	577.9	16.0
80°-90°	80.9	2.2
90°-100°	0.0	0.0
100°-110°	0.0	0.0
110°-120°	0.0	0.0
120°-130°	0.0	0.0
130°-140°	0.0	0.0
140°-150°	0.0	0.0
150°-160°	0.0	0.0
160°-170°	0.0	0.0
170°-180°	0.0	0.0
0°-90°	3613.8	100.0
0°-180°	3613.8	100.0

Coefficient of Utilization



REPORT NUMBER: P270186

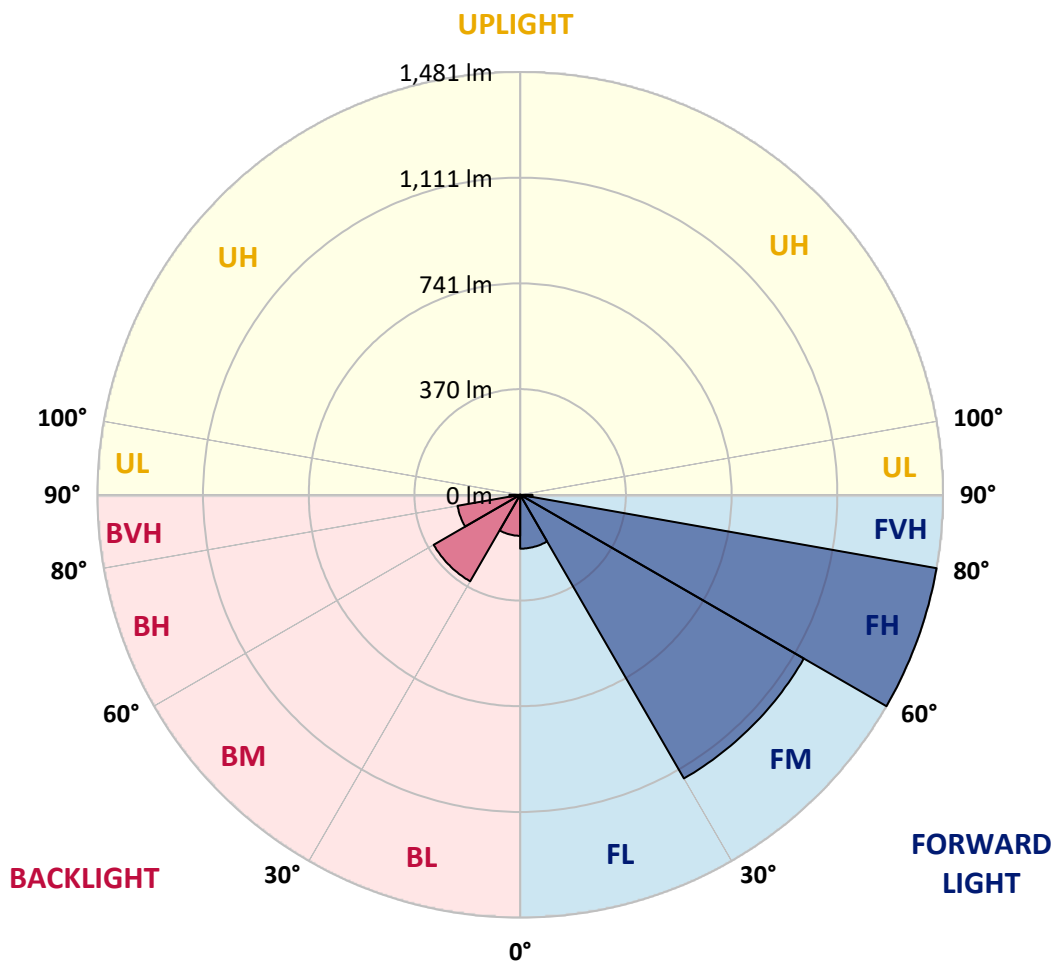
CATALOG NUMBER: GWC-AF-01-LED-E1-T4W-7027-600

LUMINAIRE CLASSIFICATION SYSTEM LUMEN TABLE AND BUG RATING:

Zone		Lumens	% Fixture	Zone Rating/Lumen Limit		
				B	U	G
FL	(0°-30°)	188.6	5.2			
FM	(30°-60°)	1147.1	31.7			
FH	(60°-80°)	1481.0	41.0			G1/1800
FVH	(80°-90°)	43.2	1.2			G1/100
BL	(0°-30°)	143.5	4.0	B1/500		
BM	(30°-60°)	349.9	9.7	B1/1000		
BH	(60°-80°)	222.7	6.2	B1/500		G1/500
BVH	(80°-90°)	37.7	1.0			G1/100
UL	(90°-100°)	0.0	0.0		U0/0	
UH	(100°-180°)	0.0	0.0		U0/0	

BUG Rating: B1-U0-G1

Type IV Short





REPORT NUMBER: P270186

CATALOG NUMBER: GWC-AF-01-LED-E1-T4W-7027-600

CANDELA DISTRIBUTION (FULL):

	0°	5°	15°	25°	35°	45°	47°	55°	65°	75°	85°
0°	419.2	419.2	419.2	419.2	419.2	419.2	419.2	419.2	419.2	419.2	419.2
2.5°	443.9	443.0	442.8	442.0	441.1	436.8	435.9	432.7	428.3	423.7	419.0
5°	473.0	473.0	471.0	467.5	461.9	452.1	450.0	442.1	431.7	421.8	411.8
7.5°	498.7	497.2	493.4	486.5	476.6	463.4	460.3	449.5	435.3	421.7	408.1
10°	517.7	516.7	508.6	499.0	486.2	471.5	467.8	455.9	440.2	422.8	405.9
12.5°	528.4	526.5	517.2	505.7	490.4	476.1	472.4	460.3	442.8	422.8	403.0
15°	527.7	526.3	517.1	504.4	488.9	476.5	473.0	461.0	442.1	421.0	399.0
17.5°	513.6	514.1	506.1	493.7	481.0	471.5	468.6	457.2	438.6	417.5	394.5
20°	488.9	491.5	486.2	475.1	467.9	461.5	459.6	450.1	433.3	412.4	389.7
22.5°	464.3	466.6	464.6	455.3	454.2	450.3	449.2	442.3	428.4	409.3	386.6
25°	446.2	448.3	448.0	439.9	443.0	442.9	442.0	438.6	427.5	409.3	387.1
27.5°	441.2	442.0	441.2	433.9	438.4	441.8	441.1	440.6	430.6	414.4	393.8
30°	458.1	457.1	451.7	436.8	440.8	445.6	445.0	445.3	440.1	427.8	408.8
32.5°	525.5	520.7	503.5	461.5	450.8	453.5	453.7	459.6	460.4	448.3	431.9
35°	626.3	621.0	598.6	527.9	481.9	472.8	472.8	481.5	486.8	477.9	467.9
37.5°	732.9	727.2	715.2	620.1	547.2	506.4	505.4	511.7	519.2	521.2	523.7
40°	854.3	848.1	851.5	723.5	638.5	564.6	552.1	547.6	568.1	581.7	601.2
42.5°	987.0	984.3	985.4	838.7	742.4	651.6	633.8	611.1	635.7	659.9	701.1
45°	1109.9	1112.5	1111.2	961.8	858.2	757.8	738.9	695.0	719.1	760.3	827.7
47.5°	1217.6	1207.3	1223.1	1096.6	987.7	876.6	853.4	794.6	819.0	869.9	983.9
50°	1348.1	1346.6	1323.6	1276.2	1144.4	996.0	965.6	897.3	935.3	1006.2	1180.6
52.5°	1485.4	1459.9	1438.6	1416.0	1310.4	1118.4	1081.1	999.9	1072.0	1161.2	1420.4
55°	1513.6	1502.1	1528.6	1566.6	1470.6	1245.5	1202.0	1128.5	1226.1	1338.5	1697.0
57.5°	1573.7	1573.6	1628.0	1696.1	1635.6	1380.3	1336.6	1283.6	1399.3	1541.5	1990.6
60°	1614.3	1625.8	1727.0	1859.0	1797.5	1536.1	1495.8	1462.8	1596.2	1768.6	2264.1
62.5°	1635.6	1651.1	1789.2	1925.2	2026.4	1795.4	1755.2	1707.5	1856.7	2017.5	2424.2
65°	1547.2	1577.6	1779.6	1982.3	2226.9	2215.8	2197.7	2114.0	2182.5	2214.2	2366.2
67.5°	1302.5	1333.5	1568.8	1929.0	2370.0	2621.3	2625.0	2482.1	2382.9	2231.1	1989.4
70°	927.9	952.5	1147.0	1617.3	2260.9	2886.2	2899.3	2651.7	2343.0	1978.5	1389.9
72.5°	440.6	455.5	639.9	1052.6	1794.2	2644.4	2669.9	2435.1	1992.4	1464.9	758.3
75°	162.0	166.5	216.2	447.7	1040.6	1950.1	1980.1	1745.6	1320.7	729.2	288.9
77.5°	97.0	100.0	121.4	189.1	409.3	1114.6	1159.2	949.4	577.3	271.5	142.0
80°	67.8	70.0	87.0	117.6	193.3	424.8	464.3	387.4	230.0	171.8	103.3
82.5°	46.0	46.9	61.2	79.5	128.5	151.8	163.8	172.2	155.0	127.7	65.5
85°	30.1	31.1	41.5	52.5	81.7	78.4	80.2	101.5	113.2	86.9	36.4
87.5°	17.2	18.0	25.0	27.9	40.1	33.2	33.5	53.4	72.5	58.6	22.2
90°	0.0	0.0	0.0	0.0	0.0	0.0	0.0	0.0	0.0	0.0	0.0



REPORT NUMBER: P270186

CATALOG NUMBER: GWC-AF-01-LED-E1-T4W-7027-600

CANDELA DISTRIBUTION (continued):

	90°	95°	105°	115°	125°	135°	145°	155°	165°	175°	180°
0°	419.2	419.2	419.2	419.2	419.2	419.2	419.2	419.2	419.2	419.2	419.2
2.5°	417.7	415.5	410.3	407.2	404.1	403.5	402.4	402.1	401.9	401.9	401.5
5°	408.4	404.5	396.6	392.2	388.5	388.2	388.0	388.8	389.2	389.7	389.1
7.5°	402.4	397.2	387.3	381.1	376.6	375.5	377.3	381.3	383.9	385.1	384.6
10°	398.8	392.2	380.8	374.0	370.2	369.7	372.0	376.7	382.1	384.4	384.1
12.5°	394.5	387.1	375.0	367.8	365.7	366.8	369.7	374.1	379.8	383.0	383.2
15°	390.4	381.7	369.3	362.8	361.9	363.5	366.1	369.6	374.0	377.3	377.6
17.5°	385.3	376.2	363.8	357.3	356.5	357.3	357.4	359.2	361.9	365.3	366.1
20°	379.8	370.6	357.6	351.1	348.0	345.0	342.0	342.3	343.2	346.3	347.0
22.5°	375.9	366.8	352.9	344.0	335.4	327.1	320.6	319.7	320.2	322.9	323.7
25°	376.2	366.6	351.6	336.1	317.7	304.2	295.7	294.4	294.1	296.1	297.2
27.5°	383.0	373.4	356.2	328.2	298.3	278.4	269.3	268.4	266.8	267.4	268.9
30°	398.4	389.4	367.2	320.2	277.4	253.1	243.7	242.6	240.7	239.8	240.8
32.5°	423.3	415.9	383.4	312.4	256.6	231.4	221.9	219.5	218.4	217.3	218.2
35°	464.9	461.6	405.0	303.9	238.1	214.7	206.0	202.6	200.9	202.7	204.2
37.5°	529.9	531.6	433.4	290.8	223.8	203.6	196.4	192.3	189.7	191.2	192.9
40°	622.0	623.2	464.7	272.1	211.6	197.1	189.4	185.7	181.9	179.1	179.0
42.5°	743.0	730.5	495.4	252.0	197.3	193.0	184.4	179.9	174.2	166.5	164.8
45°	886.4	842.7	518.9	228.7	181.3	188.1	179.0	172.7	163.9	155.4	154.6
47.5°	1051.7	963.2	530.3	204.6	166.4	180.9	172.2	162.2	151.3	147.1	146.5
50°	1253.6	1106.1	535.7	181.3	153.3	171.4	162.7	150.8	141.6	140.7	140.1
52.5°	1483.3	1278.0	537.5	162.1	142.7	159.1	154.7	143.3	136.0	136.6	136.6
55°	1723.8	1455.6	513.6	148.2	132.7	146.5	149.5	140.2	134.1	136.9	138.0
57.5°	1944.7	1612.8	438.4	137.5	123.3	136.8	147.5	143.1	138.9	150.3	151.1
60°	2114.2	1705.9	327.3	127.7	116.6	133.5	152.6	153.8	154.9	182.1	185.8
62.5°	2149.6	1675.0	225.0	120.3	113.4	136.3	162.0	162.1	160.8	179.9	182.1
65°	1986.7	1479.2	163.8	116.1	110.9	141.4	169.8	166.1	158.0	172.5	168.3
67.5°	1577.8	1114.4	136.3	112.8	106.9	141.0	178.3	169.8	156.5	168.9	162.1
70°	1024.1	673.9	121.4	110.2	102.3	134.3	183.3	169.5	152.0	157.2	149.1
72.5°	499.6	301.3	111.3	106.4	97.6	125.0	183.1	166.4	147.1	146.9	142.4
75°	195.6	138.0	102.1	100.6	89.6	114.4	178.1	161.8	141.6	136.0	134.3
77.5°	114.4	98.5	90.5	91.9	79.8	103.9	170.9	153.8	133.8	127.1	125.4
80°	83.4	73.8	77.2	79.5	68.2	93.3	161.2	144.2	125.1	128.5	126.0
82.5°	53.4	47.5	62.6	64.9	56.9	82.6	150.6	133.9	113.0	102.6	100.3
85°	27.3	30.1	46.6	49.3	43.7	67.8	137.8	120.5	99.4	85.5	86.9
87.5°	15.4	20.7	29.7	33.2	30.9	52.2	111.7	99.4	81.0	65.9	58.0
90°	0.0	0.0	0.0	0.0	0.0	0.0	0.0	0.0	0.0	0.0	0.0

(END OF REPORT)